




Futures Strategy: 30-Min ORB

PRESENTED BY:

Mike B.

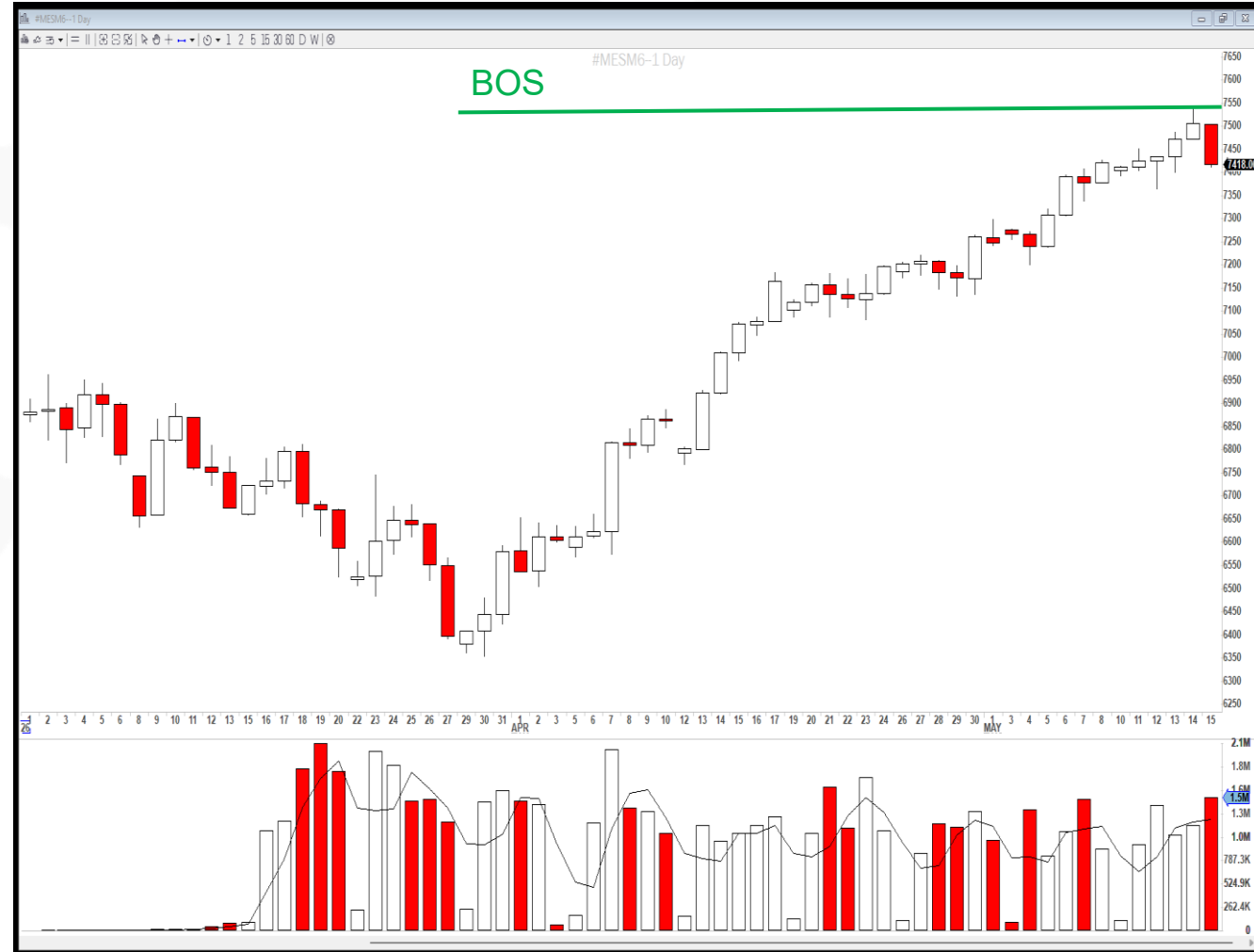
Overview

- Classify Daily Market Structure
- Classify Premarket Pulse
- Classify Day Classification
- Setup Identification (Long)
- Trade Execution (Long)
- Setup Identification (Short)
- Trade Execution (Short)
- Consideration Notes



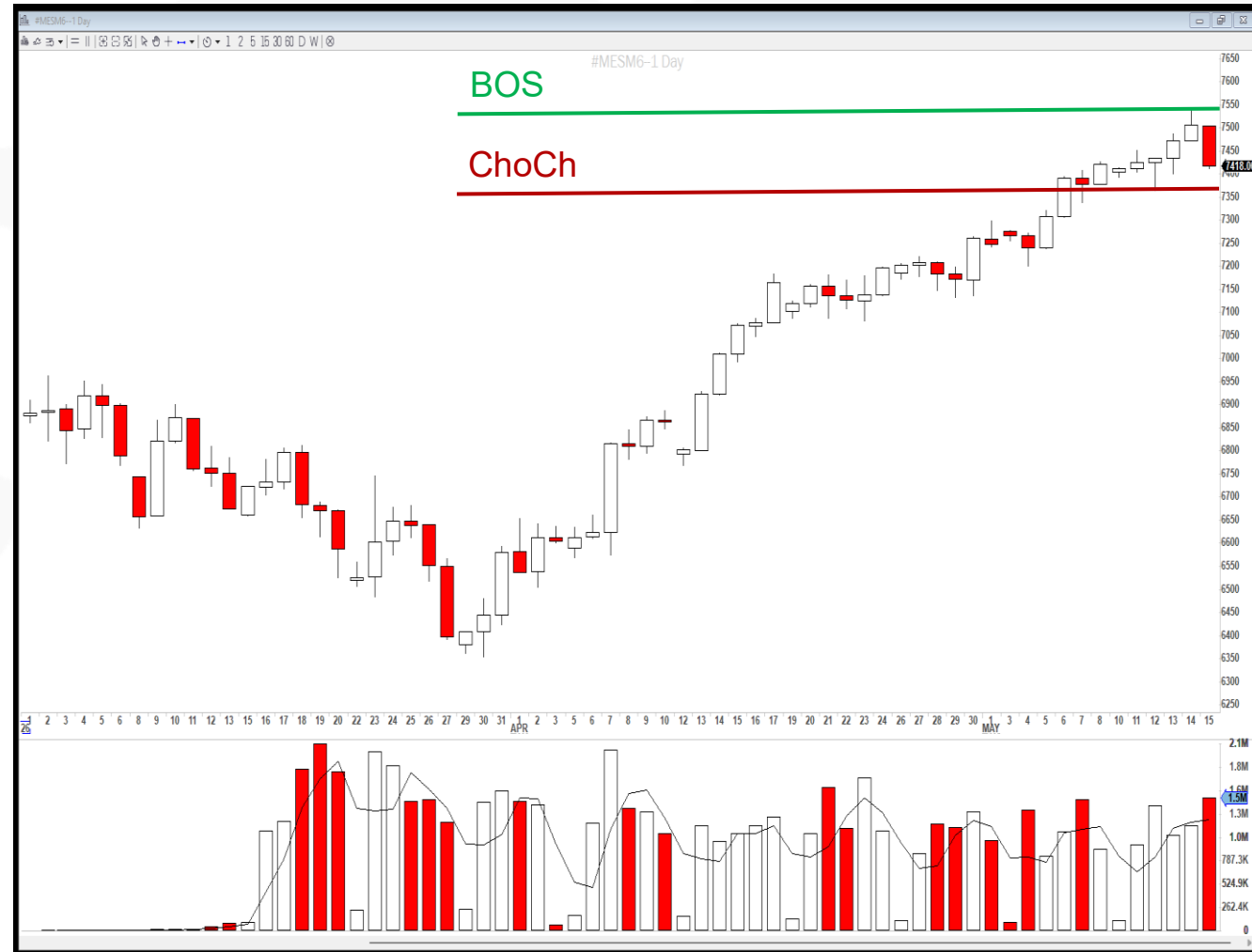
Classify Daily Market Structure

- **Step 1: Start with Structure Mapping**
 - Mark all HH, HL, LH, LL
 - Identify where BOS and ChoCh occurred
- **Step 2: Check for Continuation (BOS Presence)**
 - **Uptrend Criteria:**
 - Minimum 2 Higher Highs + 2 Higher Lows
 - BOS occurs breaking prior HH
 - Pullbacks hold above prior HL
 - **Downtrend Criteria:**
 - Minimum 2 Lower Highs + 2 Lower Lows
 - BOS occurs breaking prior LL
 - Pullbacks hold below prior LH



Classify Daily Market Structure

- **Step 3: Check for Structural Failure (ChoCh Presence)**
 - If HL breaks in an uptrend → potential transition
 - If LH breaks in a downtrend → potential transition
 - This signals the trend may be weakening
- **Step 4: Identify Range Conditions**
 - A market is in a range when:
 - No consistent HH/HL or LH/LL sequence
 - Price repeatedly fails to create BOS
 - Multiple ChoCh events occur without follow through
 - Price oscillates between clear high and low boundaries
- **Step 5: Label the Environment**
 - Trending → continuation structure dominates
 - Transitional → ChoCh just occurred
 - Range → no dominant side in control



Classify Premarket Pulse

- **Purpose:** Define what the Premarket pulse is for today?
- **Step 1: Assign Scores**
 - **Bullish = +1**
 - **Neutral = 0**
 - **Bearish = -1**
- **Step 2: Calculate Total Score**
 - **Add all category scores**
 - **This produces your Auto Total Score**
- **Step 3: Determine Auto Bias**
 - **Positive score → Bullish**
 - **Negative score → Bearish**
 - **Near zero → Neutral**

Confirmation	Auto-Scored Confirmations			Auto Score	Auto Output	Manual Override	Final Score
	Bullish Criteria	Neutral Criteria	Bearish Criteria				
Overnight Trend	Trend dropdown = Bullish	Trend dropdown = Neutral	Trend dropdown = Bearish	-1	Bearish	-1	-1
Location vs PDH/PDL	Price > PDH	Price inside PDH / PDL	Price < PDL	0	Neutral	0	0
Position in Overnight Range	Upper 25% and within 10% of PMH	Middle 50% of range	Lower 25% and within 10% of PML	0	Neutral	0	0
Strength Into Open	Move up >=10% of range and green candles >=4	Move <10% of range or candles mixed	Move down >=10% of range and red candles >=4	-1	Bearish	-1	-1
Catalyst	Catalyst dropdown = Bullish	Catalyst dropdown = Neutral	Catalyst dropdown = Bearish	-1	Bearish	-1	-1

Classify Premarket Pulse

- **Step 4: Evaluate Alignment**

- **Strong Bias:**
 - Majority of categories agree
 - Example: 4 bullish, 1 neutral
- **Weak / Neutral Bias:**
 - Mixed signals
 - Example: 2 bullish, 2 bearish, 1 neutral

- **Step 5: Apply Manual Override**

- **Only override when:**
 - One factor is significantly stronger (ex: major catalyst)
 - Market context clearly invalidates scoring
 - Otherwise, trust the model

- **Step 6: Define Final Bias**

- **Output must be:**
 - Bullish Bias
 - Bearish Bias
 - Neutral Bias
 - No in-between, no guessing

Confirmation	Auto-Scored Confirmations			Auto Score	Auto Output	Manual Override	Final Score
	Bullish Criteria	Neutral Criteria	Bearish Criteria				
Overnight Trend	Trend dropdown = Bullish	Trend dropdown = Neutral	Trend dropdown = Bearish	-1	Bearish	-1	-1
Location vs PDH/PDL	Price > PDH	Price inside PDH / PDL	Price < PDL	0	Neutral	0	0
Position in Overnight Range	Upper 25% and within 10% of PMH	Middle 50% of range	Lower 25% and within 10% of PML	0	Neutral	0	0
Strength Into Open	Move up >=10% of range and green candles >=4	Move <10% of range or candles mixed	Move down >=10% of range and red candles >=4	-1	Bearish	-1	-1
Catalyst	Catalyst dropdown = Bullish	Catalyst dropdown = Neutral	Catalyst dropdown = Bearish	-1	Bearish	-1	-1

Bias Summary	
Auto Total Score	-3
Auto Bias	Bearish
Final Total Score	-3
Final Bias	Bearish
Suggested Strategy Focus	Short-side continuation / breakdown setups only

Classify Day Type

Morning Inputs & Auto-Scoring						
User Inputs			Auto-Calculated Levels + Levels			
Date	14-May	Market Open Evaluation Price (10:00)			Overnight Range	24.25
Contract / Market	MES	Breakout Volume Expansion		No	Upper Quartile (75%)	7493.1875
Premarket Price Levels		Breakout Volume		26	Lower Quartile (25%)	7481.0625
Premarket High (PMH)	7499.25	Prior Candle 1 Volume		19	Move into Open Range	-6.25
Premarket Low (PML)	7475.00	Prior Candle 2 Volume		21	Move as % of Range	25.773%
Previous Day High (PDH)	7483.75	Prior Candle 3 Volume		28	PMH 10%	7496.825
Previous Day Low (PDL)	7399.00	Average Volume Prior		22.67	PML 10%	7477.425
Previous Day Close	7468.50	Breakout Range Expansion		No	30-Min Opening Range Size	24.00
Premarket Evaluation Price (9:20-9:29)		Breakout Range		7	Open vs Prior Close	12.50
9:00 Price	7489.50	Prior Candle 1 Range		4	Opened Outside Prior Day Range?	No
9:29 Price	7483.25	Prior Candle 2 Range		11	Trend-Side VWAP Alignment?	Yes
Green 1m Candles in Last 6 min	1	Prior Candle 3 Range		13	Gap Direction Aligns with Premarket Bias?	No
Red 1m Candles in Last 6 min	5	Average Range Prior		9.33	Trend Day Auto Score	3
Trend Structure Read	Bearish	OR / Compression Break and Hold		No	Range Day Auto Score	2
Catalyst Read	Bearish	Breakout Range		7	Breakout / Expansion Auto Score	0
Market Open Evaluation Price (10:00)		Candle 1 and Candle 2 did reenter price	Yes		Gap & Go Auto Score	2
Open Price	7481.00	Candle 1 and Candle Hold 50%	No		Gap & Fade Auto Score	4
30-Min Opening Range High	7503.50	Re-entry to Prior Day Range in First 10m		Yes	Highest Final Score	4
30-Min Opening Range Low	7479.50	Gap Context at Open		Gap Up	Final Day Type	Gap & Fade Day
15-min Opening Range High	7500.50	Reversal Candle at Extreme		Yes	Recommended Strategy Focus	After Failure / Failed Break Retest / VWAP Reversal
15-min Opening Range Low	7479.75	Candle Forms at Key Extreme		Yes	Avoid	rating initial breakout before failure is confirmed
VWAP Slope	Bullish	Candle Close Away from Extreme		Yes		
Price vs VWAP	Above	Candle High		7501.25		
VWAP Crossings Count (1 min)	3	Candle Low		7494.50		
5m Candles on One Side of VWAP	5	Wick High		7503.50		
Early Structure	Bullish Trend	Wick Low		7493.25		
Return to VWAP After Initial Move	Multiple	Wick %		152%		
Low Overlap Condition	No	Confirming Continuation Candle		Yes		
Pullback Depth % of Impulse	71%	Candle Closes in Same direction		Yes		
Impulse Size	24	Extension >50%		Yes		
Pullback Size	17	Top Rejections Count		1		
Pullback Candles Count	2	Bottom Rejections Count		1		
Early Compression	No	Failed Breakouts Count		1		
Candles >50%	99%	Catalyst Alignment		No		
3 5-Min Candles Overlap More than 50%	No					

Classify Day Type

Day Type	Strategies	Avoid	Execution Notes	Confirmation
Trend Day	VWAP Pullback ORB Break & Retest	Countertrend Fades Range Trades	Pullback or break/retest instead of forcing the first candle	Need structure, low overlap, 3+ candles on one side of VWAP, no return to VWAP, and pullbacks <=50% lasting <=3 candles.
Range Day	Mean Reversion Fade Extremes	Breakout Chasing Momentum Entries	Sell near the top of range and buy near the bottom only after rejection	Need 3+ VWAP crossings, 2+ rejections on both sides, and failed breakouts with no follow-through.
Breakout/Expansion Day	Delayed ORB HOD-LOD Break	Early Guessing Fading First Breakout	Do not enter early. Wait for the break to prove itself with hold and follow-through	Need early compression, breakout hold, larger range, larger volume, and catalyst alignment.
Gap & Go Day	Aggressive ORB Momentum Continuation	Waiting for Deep Pullbacks Fading Early	Be decisive. These moves often do not offer deep pullbacks	Need a real gap, aligned overnight context, hold in first 10 minutes, no fill attempt, and same-direction VWAP alignment.
Gap & Fade Day	Fade after Failure VWAP Reversal	Blind Breakout Entries	Wait for failure, reclaim, then continuation before acting. If unclear, trade smaller or wait for cleaner structure	Need a real gap, failed hold, return to prior range, reversal structure, and opposite-direction VWAP rejection.

Setup Identification (Long)

KEY FACTORS EXPLAINED

DAILY STRUCTURE

What to Look For

- HH + HL
- Bullish BOS
- Price above key levels
- No major resistance



Strong structure supports breakout follow through.

PREMARKET BIAS

What to Look For

- Above PDL
- Upper portion of range
- Strength into open
- Bullish overnight trend



Bias sets the tune for the session.

DAY CLASSIFICATION

What to Look For (10:00 AM)

- Expansion – Best for ORB
- Trend Day – Good
- Expansion – Trend – Chay
- Range / Reversal – Avoid



Expansion days provide the fast for ORB success follow through.

SETUP QUALITY

Key Determinants

- Structure Alignment
- Bias Type Quality
- OR Behavior
- Volume Confirmation



Higher alignment = Higher probability.

30-MIN ORB LONG SETUP CHECKLIST

- 1 Daily structure is a uptrend (HH + HL)
- 2 Premarket bias is bullish for prior PPH / upper range
- 3 Day classification is Expansion or Trend
- 4 Opening Range (OGO-10:00) is well-defined
- 5 Price breaks above OK High
- 6 Breakout candle closes strongly outside OR High
- 7 Volume is above even the breakout
- 8 No immediate large rejection back into OR

KEY RULE: The best ORB longs come from A+ A AA setups. So selective. Let the market show direction.

ORB LONG SETUP GUIDE

Aggressive Entry (A+ / A)

Enter on breakout above OK High with strong closeC volume.

Confirmation Entry (A / B+)

Enter on breakout + retest of OR High contor or next candle continuation.




Avoid (C / D)

Do not trade if conditions at as not aligned. Wait for a better setup.










REMEMBER: ORB is not a trade by itself. It is a setup that requires the RIGHT market environment to succeed.

FOCUS: Structure. Bias. Day Type. Execution.




Setup Identification (Long)

DAILY MARKET STRUCTURE (Higher Timeframe)	PREMARKET BIAS (Overnight & Open)	DAY CLASSIFICATION (10:00 AM Analysis)	SETUP QUALITY	TRADE ACTION	NOTES
 UPTREND <ul style="list-style-type: none">• HH + HL Structure• Recent Bullish BOS• No Major Resistance Nearby	 BULLISH <ul style="list-style-type: none">• Above PDH• Upper 25% of Overnight Range• Strength Into Open• Bullish Overnight Trend	 EXPANSION DAY <ul style="list-style-type: none">• Low Overlap > Yes• Strong Imbalance• Breakouts Holding• Directional Day	A+ HIGHEST QUALITY	AGGRESSIVE ORB LONG <ul style="list-style-type: none">• High Probability• Full Size / High Confidence	<ul style="list-style-type: none">✓ Ideal ORB long environment✓ Expect range expansion after OR break✓ Best probability of trend continuation




















Setup Identification (Long)

DAILY MARKET STRUCTURE (Higher Timeframe)	PREMARKET BIAS (Overnight & Open)	DAY CLASSIFICATION (10:00 AM Analysis)	SETUP QUALITY	TRADE ACTION	NOTES
 <p>UPTREND</p> <ul style="list-style-type: none"> • HH + HL Structure • Decent Structure Intact • Some Resistance Above 	 <p>BULLISH</p> <ul style="list-style-type: none"> • Above PDH or Near • Upper Half of Range • Strength into Open • Bullish Overnight Trend 	 <p>TREND DAY</p> <ul style="list-style-type: none"> • Low Overlap > Yes • Pullback Depth 20–50% • Minimal Failed Breakouts • Strong Directional Structure 	<p>A</p> <p>VERY GOOD QUALITY</p>	<p>STANDARD ORB LONG</p> <p><i>Good Probability</i> <i>Standard Size</i></p>	<ul style="list-style-type: none"> ✓ Common scenario ✓ OR break with trend continuation ✓ Manage normally
 <p>UPTREND</p> <ul style="list-style-type: none"> • HH + HL • HH + HL Structure • Developing Strength • Minor Resistance Above 	 <p>NEUTRAL</p> <ul style="list-style-type: none"> • Middle of Range • Middle Overnight • No Clear Bias • No Clear Bias • Balanced Open 	 <p>EXPANSION → TREND TRANSITION</p> <ul style="list-style-type: none"> • HH + HL Structure • Decent Structure Intact • Some Resistance Above 	<p>B+</p> <p>GOOD / CONDITIONAL</p>	<p>CONDITIONAL ORB LONG</p> <p><i>Wait for Confirmation</i> <i>Smaller Size</i></p>	<ul style="list-style-type: none"> ✓ Wait for strong 30-Min or break & hold ✓ Confirm continuation before full size
 <p>RANGE → UPTREND</p> <ul style="list-style-type: none"> • Breaking Out of Balance • Bullish Pressure Intact • No Clear Trend Yet 	 <p>NEUTRAL</p> <ul style="list-style-type: none"> • Middle of Range • Mixed Overnight • No Clear Bias • No Clear Bias • Balanced Open 	 <p>EXPANSION DAY</p> <ul style="list-style-type: none"> • High Overlap Possible Early • Look for Imbalance Break • Needs Strong OR Break to Confirm Day 	<p>B</p> <p>ACCEPTABLE / ADVANCED</p>	<p>ADVANCED SETUP</p> <p><i>Smaller Size</i> <i>Require Confirmation</i></p>	<ul style="list-style-type: none"> ✓ Higher risk ✓ Needs strong OR break and follow-through

Setup Identification (Long)

DAILY MARKET STRUCTURE (Higher Timeframe)	PREMARKET BIAS (Overnight & Open)	DAY CLASSIFICATION (10:00 AM Analysis)	SETUP QUALITY	TRADE ACTION	NOTES
 DOWNTREND OR WEAK STRUCTURE <ul style="list-style-type: none">• HH + LL Structure• Bearish BGS• Weak or Choppy	 BEARISH <ul style="list-style-type: none">• Above PDL• Lower 25% of Range• Weak into Open• Bearish Overnight Trend	 RANGE DAY OR REVERSAL DAY <ul style="list-style-type: none">• High Overlap• Choppy / Conditional• Many Failed Breakouts• No Clear Direction	C/D LOW QUALITY / AVOID	AVOID LONGS Do Not Look for ORB Long Setups	<ul style="list-style-type: none">✗ Conditions do not support upward expansion✗ High probability of failure

Setup Identification (Long)

30-MIN ORB LONG DECISION MATRIX FRAMEWORK					
Use this matrix BEFORE looking for 30-Min Opening Range Breakout (ORB) long setups.					
DAILY MARKET STRUCTURE (Higher Timeframe)	PREMARKET BIAS (Overnight & Open)	DAY CLASSIFICATION (10:00 AM Analysis)	SETUP QUALITY	TRADE ACTION	NOTES
 UPTREND • HH + HL Structure • Recent Bullish BOS • No Major Resistance Nearby	 BULLISH • Above PDH • Upper 25% of Overnight Range • Strength into Open • Bullish Overnight Trend	 EXPANSION DAY • Low Overlap > Yes • Strong Imbalance • Breakouts Holding • Directional Day	A+ HIGHEST QUALITY	AGGRESSIVE ORB LONG High Probability Full Size / High Confidence	✓ Ideal ORB long environment ✓ Expect range expansion after OR break ✓ Best probability of trend continuation
 UPTREND • HH + HL Structure • Decent Structure Intact • Some Resistance Above	 BULLISH • Above PDH or Near • Upper Half of Range • Strength into Open • Bullish Overnight Trend	 TREND DAY • Low Overlap > Yes • Fullback Depth 20-50% • Minimal Failed Breakouts • Strong Directional Structure	A VERY GOOD QUALITY	STANDARD ORB LONG Good Probability Standard Size	✓ Common scenario ✓ OR break with trend continuation ✓ Manage normally
 UPTREND • HH + HL Structure • Developing Strength • Minor Resistance Above	 NEUTRAL • Middle of Range • Middle Overnight • No Clear Bias • Balanced Open	 EXPANSION → TREND TRANSITION • Early Expansion / Prebreakout • Then Becomes Orderly • Pullbacks Start Respecting Structure	B+ GOOD / CONDITIONAL	CONDITIONAL ORB LONG Wait for Confirmation Smaller Size	✓ Wait for strong 30-Min OR break & hold ✓ Confirm continuation before full size
 RANGE → UPTREND • Breaking Out of Balance • Bullish Pressure • No Clear Trend Yet	 NEUTRAL • Middle of Range • Mixed Overnight • No Clear Bias • Balanced Open	 EXPANSION DAY • High Overlap Possible Early • Look for Imbalance Break • Needs Strong OR Break to Confirm Day	B ACCEPTABLE / ADVANCED	ADVANCED SETUP Smaller Size Require Confirmation	✓ Higher risk ✓ Needs strong OR break and follow-through
 DOWNTREND OR WEAK STRUCTURE • HH + LL Structure • Bearish BOS • Weak or Choppy	 NEUTRAL • Below PDL • Mixed Overnight • No Clear Bias • Balanced Open	 RANGE DAY OR REVERSAL DAY • High Overlap • Choppy / Horizontal • Many Failed Breakouts • No Clear Direction	C/D LOW QUALITY / AVOID	AVOID LONGS Do Not Look for ORB Long Setups	✗ Conditions do not support upward expansion ✗ High probability of failure
★ KEY REMINDER: Best ORB Longs Happen in Strong Uptrends with Bullish Bias and Expansion Day Conditions. Be Patient. Wait for Structure. Trade the Expansion.					
KEY FACTORS EXPLAINED				30-MIN ORB LONG SETUP CHECKLIST	
DAILY STRUCTURE What to Look For • HH + HL • Bullish BOS • Price above key levels • No major resistance overhead  Strong structure supports breakout follow through.	PREMARKET BIAS What to Look For • Above PDL • Upper portion of range • Strength into open • Bullish overnight trend  Bias sets the tone for the session.	DAY CLASSIFICATION What to Look For (10:00 AM) • Expansion = Best for ORB • Trend Day = Good • Expansion → Trend = Okay • Range / Reversal = Avoid  Expansion days provide the fuel for ORB success.	SETUP QUALITY Key Determinants • Structure Alignment • Bias Alignment • Day Type Quality • OR Behavior • Volume Confirmation  Higher alignment = higher probability.	<ol style="list-style-type: none"> Daily structure is in an uptrend (HH + HL)? Premarket bias is bullish (above PDH / upper range)? Day classification is Expansion or Trend? Opening Range (09:30-10:00) is well-defined? Price breaks above OR High? Breakout candle closes strongly outside OR High? Volume is above average on the breakout? No immediate large wick rejection back into OR? KEY RULE: The best ORB longs come from A+ and A setups. Be selective. Let the market show you direction.	
				ORB LONG SETUP GUIDE <div style="background-color: #2e7d32; color: white; padding: 5px; margin-bottom: 5px;"> Aggressive Entry (A+ / A) Enter on breakout above OR High with strong close and volume. </div> <div style="background-color: #ffc107; color: white; padding: 5px; margin-bottom: 5px;"> Confirmation Entry (A / B+) Enter on breakout + retest of OR High or next candle continuation. </div> <div style="background-color: #dc3545; color: white; padding: 5px;"> Avoid (C / D) Do not trade if conditions are not aligned. Wait for a better setup. </div>	
REMEMBER: ORB is not a trade by itself. It is a setup that requires the RIGHT market environment to succeed.					
FOCUS: Structure. Bias. Day Type. Execution.					

Setup Identification (Long)

- **Timeframe:**
 - 10:30 – Noon ET
- **Indicators:**
 - First 30 Minute candle closes in the direction of Analysis
 - Pullback to a support/resistance level
- **Confirmations:**
 - A second 30 Minute candle closes in the same direction as the first



Setup Identification (Short)

KEY FACTORS EXPLAINED

DAILY STRUCTURE

What to Look For



- LH + LL
- Bearish BOS
- Price below key levels
- No major support overhead

Weak structure supports breakdown follow-through.

PREMARKET BIAS

What to Look For



- Expansion = Best for ORB
- Trend Day = Good
- Weakness → Into open
- Bearish overnight trend

Bias sets the tone bias for the session.

DAY CLASSIFICATION

What to Look For (10:00 AM)



- LH + LL = Good
- Bearish BOS = Good
- Price below key open
- Range / Reversal = Avoid

Weak structure supports breakdown follow-through.

SETUP QUALITY

Key Determinants



- Structure Alignment
- Bias Alignment
- Day Type Quality
- OR Behavior
- Volume Confirmation

Higher alignment = Higher probability

30-MIN ORB SHORT SETUP CHECKLIST

- 1 Daily structure is a downtrend (LH + LL)
- 2 Premarket bias is bearish (below PDL / lower range)
- 3 Day classification is Expansion or Trend
- 4 Opening Range (9-30) is well-defined
- 5 Price breaks OR Low
- 6 Breakdown candle closes strongly outside or OR Low
- 7 Volume is above average on the breakdown
- 8 No immediate large wick rejection back into OR

KEY RULE: The best ORB shorts come from A- and A setups. Be selective. Let the market show you direction.

ORB SHORT SETUP GUIDE

Aggressive Entry (A+ / A)
Enter on breakdown below OR Low with strong close and volume.



Confirmation Entry (A / B+)
Enter on breakdown + retest of OR Low or next candle continuation.

Avoid (C / D)
Do not trade if conditions are not aligned. Wait for a better setup.










REMEMBER: ORB is not a trade by itself. It is a setup that the RIGHT market environment to succeed.

FOCUS: Structure. Bias. Day Type. Execution.




Setup Identification (Short)

DAILY MARKET STRUCTURE (Higher Timeframe)	PREMARKET BIAS (Overnight & Open)	DAY CLASSIFICATION (10:00 AM Analysis)	SETUP QUALITY	TRADE ACTION	NOTES
 DOWNTREND LH + LL Structure <ul style="list-style-type: none">• LH + LL Structure• Recent Bearish BOS• No Major Support Nearby	 BEARISH <ul style="list-style-type: none">• Below PDL• Lower 25% of Overnight Range• Weakness into Open• Bearish Overnight Trend	 EXPANSION DAY <ul style="list-style-type: none">• Low Overlap = Yes• Strong Imbalance• Breakouts Holding• Directional Day	A+ HIGHEST QUALITY	AGGRESSIVE ORB SHORT High Probability Full Size / High Confidence	<ul style="list-style-type: none">• Ideal ORB short environment• Expect range expansion after OR break• Best probability of trend continuation
















Setup Identification (Short)

DAILY MARKET STRUCTURE (Higher Timeframe)	PREMARKET BIAS (Overnight & Open)	DAY CLASSIFICATION (10:00 AM Analysis)	SETUP QUALITY	TRADE ACTION	NOTES
 <p>DOWNTREND</p> <ul style="list-style-type: none"> • LH + LL Structure • Bearish Structure Intact • Some Support Below 	 <p>BEARISH</p> <ul style="list-style-type: none"> • Below PDL or Lower Half of • Weak or Steady • Bearish Overnight Trend 	 <p>TREND DAY</p> <ul style="list-style-type: none"> • Low Overlap = Yes • Pullback Depth 20–50% • Minimal Failed Breakdowns • Strong Directional Structure 	<p>A</p> <p>VERY GOOD QUALITY</p>	<p>STANDARD ORB SHORT</p> <p><i>Good Probability Standard Size</i></p>	<ul style="list-style-type: none"> • Common scenario • OR break with trend continuation • Manage normally
 <p>DOWNTREND</p> <ul style="list-style-type: none"> • LH + LL Structure • Developing Weakness Intact • Minor Support Below 	 <p>NEUTRAL</p> <ul style="list-style-type: none"> • Middle of Range • Mixed Overnight • No Clear Bias • Balanced Open 	 <p>EXPANSION → BREAKOUT</p> <ul style="list-style-type: none"> • Early Expansion / Breakdown • Then Becomes Orderly • Pullbacks Start Respecting Structure 	<p>B+</p> <p>GOOD / CONDITIONAL</p>	<p>CONDITIONAL ORB SHORT</p> <p><i>Wait for Confirmation Smaller Size</i></p>	<ul style="list-style-type: none"> • Wait for strong 30-Min or OR break & hold • Confirm continuation before full size
 <p>RANGE → DOWNTREND</p> <ul style="list-style-type: none"> • Breaking Out of Balance • Bearish Pressure • No Clear Trend Yet 	 <p>NEUTRAL</p> <ul style="list-style-type: none"> • Middle of Range • Mixed Overnight • No Clear Bias • Balanced Open 	 <p>EXPANSION-DAY BREAKOUT</p> <ul style="list-style-type: none"> • High Overlap Possible Early • Look for Imbalance Break • Needs Strong OR Break to Confirm Day 	<p>B</p> <p>ACCEPTABLE / ADVANCED</p>	<p>ADVANCED SETUP</p> <p><i>Smaller Size Require Confirmation</i></p>	<ul style="list-style-type: none"> • Higher risk, break & hold • Needs strong OR and follow-through





Setup Identification (Short)

DAILY MARKET STRUCTURE (Higher Timeframe)	PREMARKET BIAS (Overnight & Open)	DAY CLASSIFICATION (10:00 AM Analysis)	SETUP QUALITY	TRADE ACTION	NOTES
 <p>UPTREND OR WEAK STRUCTURE</p> <ul style="list-style-type: none">• HH + HL Structure• Bullish BOS• Strong Support Below	 <p>BULLISH</p> <ul style="list-style-type: none">• Above PDH• Upper 25% of Range• Strength into Open• Bullish Overnight Trend	 <p>RANGE DAY OR REVERSAL DAY</p> <ul style="list-style-type: none">• High Overlap• Choppy / Rotational• Many Failed Breakdowns• No Clear Direction	<p>C/D</p> <p>LOW QUALITY / AVOID</p>	<p>AVOID LONGS</p> <p>Do Not Look for ORB Long Setups</p>	<ul style="list-style-type: none">• Conditions do not support upward expansion• High probability of failure

Setup Identification (Short)

30-MIN ORB SHORT DECISION MATRIX FRAMEWORK					
Use this matrix BEFORE looking for 30-Min Opening Range Breakdown (ORB) short setups.					
DAILY MARKET STRUCTURE (Higher Timeframe)	PREMARKET BIAS (Overnight & Open)	DAY CLASSIFICATION (10:00 AM Analysis)	SETUP QUALITY	TRADE ACTION	NOTES
 <p>DOWNTREND</p> <ul style="list-style-type: none"> LH + LL Structure Recent Bearish BOS No Major Support Nearby 	 <p>BEARISH</p> <ul style="list-style-type: none"> Below PDL Lower 25% of Overnight Range Weakness into Open Bearish Overnight Trend 	 <p>EXPANSION DAY</p> <ul style="list-style-type: none"> Low Overlap = Yes Strong Imbalance Breakouts Holding Directional Day 	<p>A+</p> <p>HIGHEST QUALITY</p>	<p>AGGRESSIVE ORB SHORT</p> <p>High Probability</p> <p>Full Size / High Confidence</p>	<ul style="list-style-type: none"> ✓ Ideal ORB short environment ✓ Expect range expansion after OR break ✓ Best probability of trend continuation
 <p>DOWNTREND</p> <ul style="list-style-type: none"> LH + LL Structure Bearish Structure Intact Some Support Below 	 <p>BEARISH</p> <ul style="list-style-type: none"> Below PDL or Near Lower Half of Range Weak or Steady Bias Bearish Overnight Trend 	 <p>TREND DAY</p> <ul style="list-style-type: none"> Low Overlap = Yes Pullback Depth 20–50% Minimal Failed Breakdowns Strong Directional Structure 	<p>A</p> <p>VERY GOOD QUALITY</p>	<p>STANDARD ORB SHORT</p> <p>Good Probability</p> <p>Standard Size</p>	<ul style="list-style-type: none"> ✓ Common scenario ✓ OR break with trend continuation ✓ Manage normally
 <p>DOWNTREND</p> <ul style="list-style-type: none"> LH + LL Structure Developing Weakness Minor Support Below 	 <p>NEUTRAL</p> <ul style="list-style-type: none"> Middle of Range Mixed Overnight No Clear Bias Balanced Open 	 <p>EXPANSION → BREAKOUT</p> <ul style="list-style-type: none"> Early Expansion / Breakdown Then Becomes Orderly Pullbacks Start Respecting Structure 	<p>B+</p> <p>GOOD / CONDITIONAL</p>	<p>CONDITIONAL ORB SHORT</p> <p>Wait for Confirmation</p> <p>Smaller Size</p>	<ul style="list-style-type: none"> ✓ Wait for strong 30-Min OR break & hold ✓ Confirm continuation before full size
 <p>RANGE → DOWNTREND</p> <ul style="list-style-type: none"> Breaking Out of Balance Bearish Pressure No Clear Trend Yet 	 <p>NEUTRAL</p> <ul style="list-style-type: none"> Middle of Range Mixed Overnight No Clear Bias Balanced Open 	 <p>EXPANSION DAY</p> <ul style="list-style-type: none"> High Overlap Possible Early Look for Imbalance Break Needs Strong OR Break to Confirm Day 	<p>B</p> <p>ACCEPTABLE / ADVANCED</p>	<p>ADVANCED SETUP</p> <p>Smaller Size</p> <p>Require Confirmation</p>	<ul style="list-style-type: none"> ✓ Higher risk ✓ Needs strong OR break and follow-through
 <p>UPTREND OR WEAK STRUCTURE</p> <ul style="list-style-type: none"> HH + HL Structure Bullish BOS Strong Support Below 	 <p>BULLISH</p> <ul style="list-style-type: none"> Above PDL Upper 25% of Range Strength into Open Bullish Overnight Trend 	 <p>RANGE DAY OR REVERSAL DAY</p> <ul style="list-style-type: none"> High Overlap Choppy / Rotational Many Failed Breakdowns No Clear Direction 	<p>C / D</p> <p>LOW QUALITY / AVOID</p>	<p>AVOID SHORTS</p> <p>Do Not Look for ORB Short Setups</p>	<ul style="list-style-type: none"> ✗ Conditions do not support downward expansion ✗ High probability of failure.

★ **KEY REMINDER:** Best ORB Shorts Happen in Strong Downtrends with Bearish Bias and Expansion Day Conditions. | Be Patient. Wait for Structure. Trade the Expansion.

KEY FACTORS EXPLAINED				30-MIN ORB SHORT SETUP CHECKLIST				ORB SHORT SETUP GUIDE	
<p>DAILY STRUCTURE</p> <p>What to Look For</p> <ul style="list-style-type: none"> LH + LL Bearish BOS Price below key levels No major support overhead  <p>Weak structure supports breakdown follow-through.</p>	<p>PREMARKET BIAS</p> <p>What to Look For</p> <ul style="list-style-type: none"> Below PDL Lower portion of range Weakness into open Bearish overnight trend  <p>Bias sets the tone for the session.</p>	<p>DAY CLASSIFICATION</p> <p>What to Look For (10:00 AM)</p> <ul style="list-style-type: none"> Expansion = Best for ORB Trend Day = Good Expansion → Trend = Okay Range / Reversal = Avoid  <p>Expansion days provide the fuel for ORB success.</p>	<p>SETUP QUALITY</p> <p>Key Determinants</p> <ul style="list-style-type: none"> Structure Alignment Bias Alignment Day Type Quality OR Behavior Volume Confirmation  <p>Higher alignment = Higher probability.</p>	<ol style="list-style-type: none"> Daily structure is in a downtrend (LH + LL)? Premarket bias is bearish (below PDL / lower range)? Day classification is Expansion or Trend? Opening Range (9:30–10:00) is well-defined? Price breaks below OR Low? Breakdown candle closes strongly outside OR Low? Volume is above average on the breakdown? No immediate large wick rejection back into OR? 	<p>Aggressive Entry (A+ / A)</p> <p>Enter on breakdown below OR Low with strong close and volume.</p>	<p>Confirmation Entry (A / B+)</p> <p>Enter on breakdown + retest of OR Low or next candle continuation.</p>	<p>Avoid (C / D)</p> <p>Do not trade if conditions are not aligned. Wait for a better setup.</p>		
<p>📌 REMEMBER: ORB is not a trade by itself. It is a setup that requires the RIGHT market environment to succeed.</p>				<p>🎯 FOCUS: Structure. Bias. Day Type. Execution.</p>					

Setup Identification (Short)

- **Timeframe:**
 - 10:30 – Noon ET
- **Indicators:**
 - First 30 Minute candle closes in the direction of Analysis
 - Pullback to a support/resistance level
- **Confirmations:**
 - A second 30 Minute candle closes in the same direction as the first



Trade Execution (Short)

- **Entry**

- Break of the Opening Range Body (A+)
- Break of the Opening Range Wick (A-B)

- **Stop Loss**

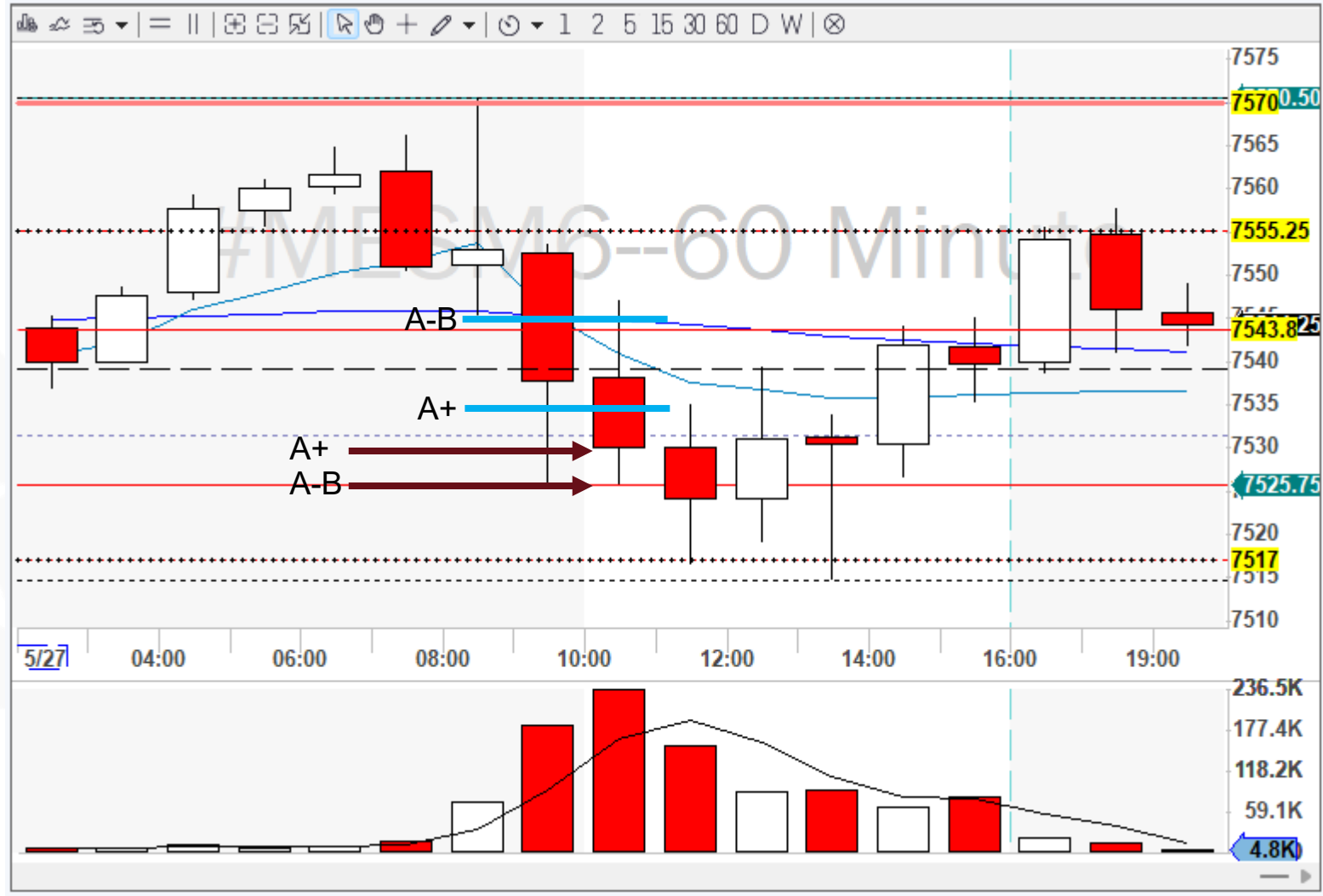
- 50% of the 1st 30 Minute Candle adjusted for nearby levels (A+)
- 100% of the 1st 30 Minute Candle adjusted for nearby levels (A-B)

- **Targets**

- 1st Partial = Level near 2R
- Target = 3R

- **Rules:**

- Move Stop to B/E after Partial



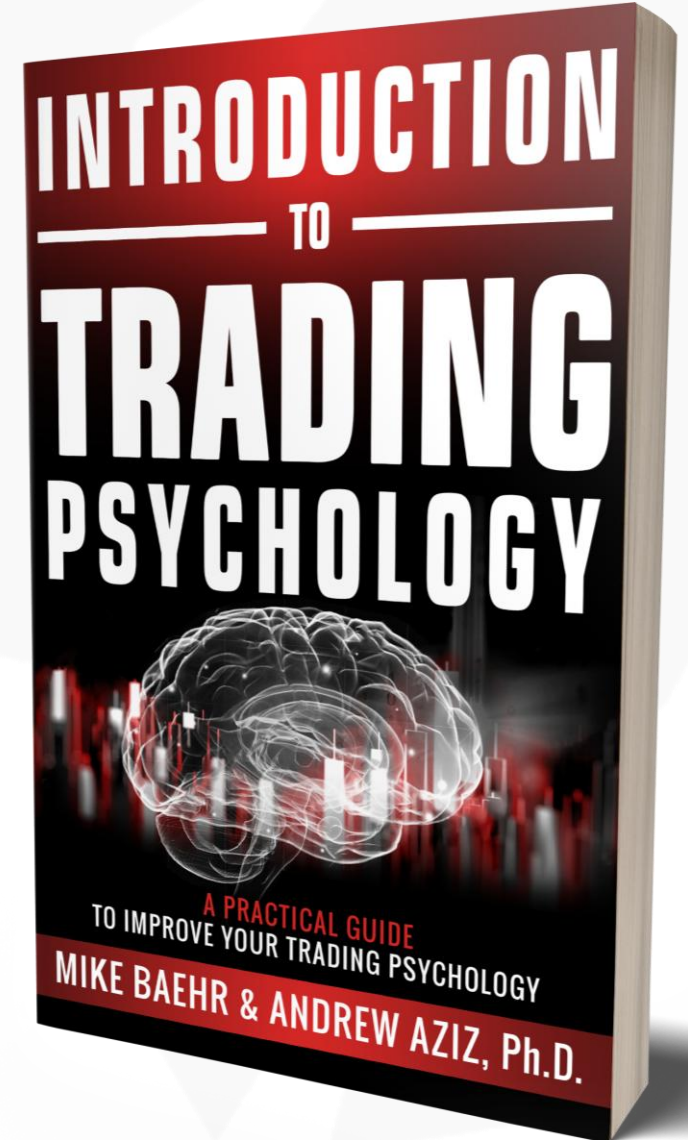
Special Considerations

- **Breaking News Take Precent Over Everything**
- **Do Not Move stop**
- **Futures Move Slow Let The Trade Develop**
- **Understand Tick Values and Risk Management For Sizing**





mike@bearbulltraders.com



DISCLAIMER

BearBullTraders.com employees, contractors, shareholders and affiliates, are **NOT an investment advisory service, a registered investment advisor or a broker-dealer** and does not undertake to advise clients on which securities they should buy or sell for themselves.

You understand that **NO content published as part of the Bear Bull Trading Room and its Website constitutes a recommendation** that any particular investment, security, portfolio of securities, transaction or investment strategy is suitable for any specific person.

You further understand that **none of the creators or providers of our Services or their affiliates will advise you personally** concerning the nature, potential, value or suitability of any particular investment, security, portfolio of securities, transaction, investment strategy or other matter.