




Strategy: 30-Min ORB

PRESENTED BY:

Mike B.

Overview

- Setup Identification (Long)
- Trade Execution (Long)
- Setup Identification (Short)
- Trade Execution (Short)
- Consideration Notes



Setup Identification (Long)

KEY FACTORS EXPLAINED

DAILY STRUCTURE

What to Look For

- HH + HL
- Bullish BOS
- Price above key levels
- No major resistance



Strong structure supports breakout follow through.

PREMARKET BIAS

What to Look For

- Above PDL
- Upper portion of range
- Strength into open
- Bullish overnight trend



Bias sets the tune for the session.

DAY CLASSIFICATION

What to Look For (10:00 AM)

- Expansion – Best for ORB
- Trend Day – Good
- Expansion – Trend – Chay
- Range / Reversal – Avoid



Expansion days provide the fast for ORB success follow through.

SETUP QUALITY

Key Determinants

- Structure Alignment
- Bias Type Quality
- OR Behavior
- Volume Confirmation



Higher alignment = Higher probability.

30-MIN ORB LONG SETUP CHECKLIST

- 1 Daily structure is a uptrend (HH + HL)
- 2 Premarket bias is bullish for prior PPH / upper range
- 3 Day classification is Expansion or Trend
- 4 Opening Range (OGO-10:00) is well-defined
- 5 Price breaks above OK High
- 6 Breakout candle closes strongly outside OR High
- 7 Volume is above even the breakout
- 8 No immediate large rejection back into OR

KEY RULE: The best ORB longs come from A+ A AA setups. So selective. Let the market show direction.

ORB LONG SETUP GUIDE

Aggressive Entry (A+ / A)

Enter on breakout above OK High with strong closeC volume.

Confirmation Entry (A / B+)

Enter on breakout + retest of OR High contor or next candle continuation.

Avoid (C / D)

Do not trade if conditions at as not aligned. Wait for a better setup.










REMEMBER: ORB is not a trade by itself. It is a setup that requires the RIGHT market environment to succeed.

FOCUS: Structure. Bias. Day Type. Execution.




Setup Identification (Long)

DAILY MARKET STRUCTURE (Higher Timeframe)	PREMARKET BIAS (Overnight & Open)	DAY CLASSIFICATION (10:00 AM Analysis)	SETUP QUALITY	TRADE ACTION	NOTES
 UPTREND <ul style="list-style-type: none">• HH + HL Structure• Recent Bullish BOS• No Major Resistance Nearby	 BULLISH <ul style="list-style-type: none">• Above PDH• Upper 25% of Overnight Range• Strength Into Open• Bullish Overnight Trend	 EXPANSION DAY <ul style="list-style-type: none">• Low Overlap > Yes• Strong Imbalance• Breakouts Holding• Directional Day	A+ HIGHEST QUALITY	AGGRESSIVE ORB LONG <ul style="list-style-type: none">• High Probability• Full Size / High Confidence	<ul style="list-style-type: none">✓ Ideal ORB long environment✓ Expect range expansion after OR break✓ Best probability of trend continuation




















Setup Identification (Long)

DAILY MARKET STRUCTURE (Higher Timeframe)	PREMARKET BIAS (Overnight & Open)	DAY CLASSIFICATION (10:00 AM Analysis)	SETUP QUALITY	TRADE ACTION	NOTES
 <p>UPTREND</p> <ul style="list-style-type: none"> • HH + HL Structure • Decent Structure Intact • Some Resistance Above 	 <p>BULLISH</p> <ul style="list-style-type: none"> • Above PDH or Near • Upper Half of Range • Strength into Open • Bullish Overnight Trend 	 <p>TREND DAY</p> <ul style="list-style-type: none"> • Low Overlap > Yes • Pullback Depth 20–50% • Minimal Failed Breakouts • Strong Directional Structure 	<p>A</p> <p>VERY GOOD QUALITY</p>	<p>STANDARD ORB LONG</p> <p><i>Good Probability Standard Size</i></p>	<ul style="list-style-type: none"> ✓ Common scenario ✓ OR break with trend continuation ✓ Manage normally
 <p>UPTREND</p> <ul style="list-style-type: none"> • HH + HL • HH + HL Structure • Developing Strength • Minor Resistance Above 	 <p>NEUTRAL</p> <ul style="list-style-type: none"> • Middle of Range • Middle Overnight • No Clear Bias • No Clear Bias • Balanced Open 	 <p>EXPANSION → TREND TRANSITION</p> <ul style="list-style-type: none"> • HH + HL Structure • Decent Structure Intact • Some Resistance Above 	<p>B+</p> <p>GOOD / CONDITIONAL</p>	<p>CONDITIONAL ORB LONG</p> <p><i>Wait for Confirmation Smaller Size</i></p>	<ul style="list-style-type: none"> ✓ Wait for strong 30-Min or break & hold ✓ Confirm continuation before full size
 <p>RANGE → UPTREND</p> <ul style="list-style-type: none"> • Breaking Out of Balance • Bullish Pressure Intact • No Clear Trend Yet 	 <p>NEUTRAL</p> <ul style="list-style-type: none"> • Middle of Range • Mixed Overnight • No Clear Bias • No Clear Bias • Balanced Open 	 <p>EXPANSION DAY</p> <ul style="list-style-type: none"> • High Overlap Possible Early • Look for Imbalance Break • Needs Strong OR Break to Confirm Day 	<p>B</p> <p>ACCEPTABLE / ADVANCED</p>	<p>ADVANCED SETUP</p> <p><i>Smaller Size Require Confirmation</i></p>	<ul style="list-style-type: none"> ✓ Higher risk ✓ Needs strong OR break and follow-through

Setup Identification (Long)

DAILY MARKET STRUCTURE (Higher Timeframe)	PREMARKET BIAS (Overnight & Open)	DAY CLASSIFICATION (10:00 AM Analysis)	SETUP QUALITY	TRADE ACTION	NOTES
 <p>DOWNTREND OR WEAK STRUCTURE</p> <ul style="list-style-type: none">• HH + LL Structure• Bearish BGS• Weak or Choppy	 <p>BEARISH</p> <ul style="list-style-type: none">• Above PDL• Lower 25% of Range• Weak into Open• Bearish Overnight Trend	 <p>RANGE DAY OR REVERSAL DAY</p> <ul style="list-style-type: none">• High Overlap• Choppy / Conditional• Many Failed Breakouts• No Clear Direction	<p>C/D</p> <p>LOW QUALITY / AVOID</p>	<p>AVOID LONGS</p> <p>Do Not Look for ORB Long Setups</p>	<p>✗ Conditions do not support upward expansion</p> <p>✗ High probability of failure</p>

Setup Identification (Long)

30-MIN ORB LONG DECISION MATRIX FRAMEWORK					
Use this matrix BEFORE looking for 30-Min Opening Range Breakout (ORB) long setups.					
DAILY MARKET STRUCTURE (Higher Timeframe)	PREMARKET BIAS (Overnight & Open)	DAY CLASSIFICATION (10:00 AM Analysis)	SETUP QUALITY	TRADE ACTION	NOTES
 UPTREND • HH + HL Structure • Recent Bullish BOS • No Major Resistance Nearby	 BULLISH • Above PDH • Upper 25% of Overnight Range • Strength into Open • Bullish Overnight Trend	 EXPANSION DAY • Low Overlap > Yes • Strong Imbalance • Breakouts Holding • Directional Day	A+ HIGHEST QUALITY	AGGRESSIVE ORB LONG High Probability Full Size / High Confidence	✓ Ideal ORB long environment ✓ Expect range expansion after OR break ✓ Best probability of trend continuation
 UPTREND • HH + HL Structure • Decent Structure Intact • Some Resistance Above	 BULLISH • Above PDH or Near • Upper Half of Range • Strength into Open • Bullish Overnight Trend	 TREND DAY • Low Overlap > Yes • Fullback Depth 20-50% • Minimal Failed Breakouts • Strong Directional Structure	A VERY GOOD QUALITY	STANDARD ORB LONG Good Probability Standard Size	✓ Common scenario ✓ OR break with trend continuation ✓ Manage normally
 UPTREND • HH + HL Structure • Developing Strength • Minor Resistance Above	 NEUTRAL • Middle of Range • Middle Overnight • No Clear Bias • Balanced Open	 EXPANSION → TREND TRANSITION • Early Expansion / Prebreakout • Then Becomes Orderly • Pullbacks Start Respecting Structure	B+ GOOD / CONDITIONAL	CONDITIONAL ORB LONG Wait for Confirmation Smaller Size	✓ Wait for strong 30-Min OR break & hold ✓ Confirm continuation before full size
 RANGE → UPTREND • Breaking Out of Balance • Bullish Pressure • No Clear Trend Yet	 NEUTRAL • Middle of Range • Mixed Overnight • No Clear Bias • Balanced Open	 EXPANSION DAY • High Overlap Possible Early • Look for Imbalance Break • Needs Strong OR Break to Confirm Day	B ACCEPTABLE / ADVANCED	ADVANCED SETUP Smaller Size Require Confirmation	✓ Higher risk ✓ Needs strong OR break and follow-through
 DOWNTREND OR WEAK STRUCTURE • HH + LL Structure • Bearish BOS • Weak or Choppy	 NEUTRAL • Below PDL • Mixed Overnight • No Clear Bias • Balanced Open	 RANGE DAY OR REVERSAL DAY • High Overlap • Choppy / Horizontal • Many Failed Breakouts • No Clear Direction	C/D LOW QUALITY / AVOID	AVOID LONGS Do Not Look for ORB Long Setups	✗ Conditions do not support upward expansion ✗ High probability of failure
★ KEY REMINDER: Best ORB Longs Happen in Strong Uptrends with Bullish Bias and Expansion Day Conditions. Be Patient. Wait for Structure. Trade the Expansion.					
KEY FACTORS EXPLAINED				30-MIN ORB LONG SETUP CHECKLIST	
DAILY STRUCTURE What to Look For • HH + HL • Bullish BOS • Price above key levels • No major resistance overhead  Strong structure supports breakout follow through.	PREMARKET BIAS What to Look For • Above PDL • Upper portion of range • Strength into open • Bullish overnight trend  Bias sets the tune for the session.	DAY CLASSIFICATION What to Look For (10:00 AM) • Expansion = Best for ORB • Trend Day = Good • Expansion → Trend = Okay • Range / Reversal = Avoid  Expansion days provide the fuel for ORB success.	SETUP QUALITY Key Determinants • Structure Alignment • Bias Alignment • Day Type Quality • OR Behavior • Volume Confirmation  Higher alignment = higher probability.	<ol style="list-style-type: none"> Daily structure is in an uptrend (HH + HL)? Premarket bias is bullish (above PDH / upper range)? Day classification is Expansion or Trend? Opening Range (09:30-10:00) is well-defined? Price breaks above OR High? Breakout candle closes strongly outside OR High? Volume is above average on the breakout? No immediate large wick rejection back into OR? KEY RULE: The best ORB longs come from A+ and A setups. Be selective. Let the market show you direction.	
				ORB LONG SETUP GUIDE <div style="background-color: #2e7d32; color: white; padding: 5px; margin-bottom: 5px;"> Aggressive Entry (A+ / A) Enter on breakout above OR High with strong close and volume. </div> <div style="background-color: #ffc107; color: white; padding: 5px; margin-bottom: 5px;"> Confirmation Entry (A / B+) Enter on breakout + retest of OR High or next candle continuation. </div> <div style="background-color: #dc3545; color: white; padding: 5px;"> Avoid (C / D) Do not trade if conditions are not aligned. Wait for a better setup. </div>	
⚡ REMEMBER: ORB is not a trade by itself. It is a setup that requires the RIGHT market environment to succeed.					
🎯 FOCUS: Structure. Bias. Day Type. Execution.					

Setup Identification (Long)

- **Timeframe:**
 - 10:30 – Noon ET
- **Indicators:**
 - First 30 Minute candle closes in the direction of Analysis
 - Pullback to a support/resistance level
- **Confirmations:**
 - A second 30 Minute candle closes in the same direction as the first



Trade Execution (Long)

- **Entry**

- Break of the Opening Range Body (A+)
- Break of the Opening Range Wick (A-B)

- **Stop Loss**

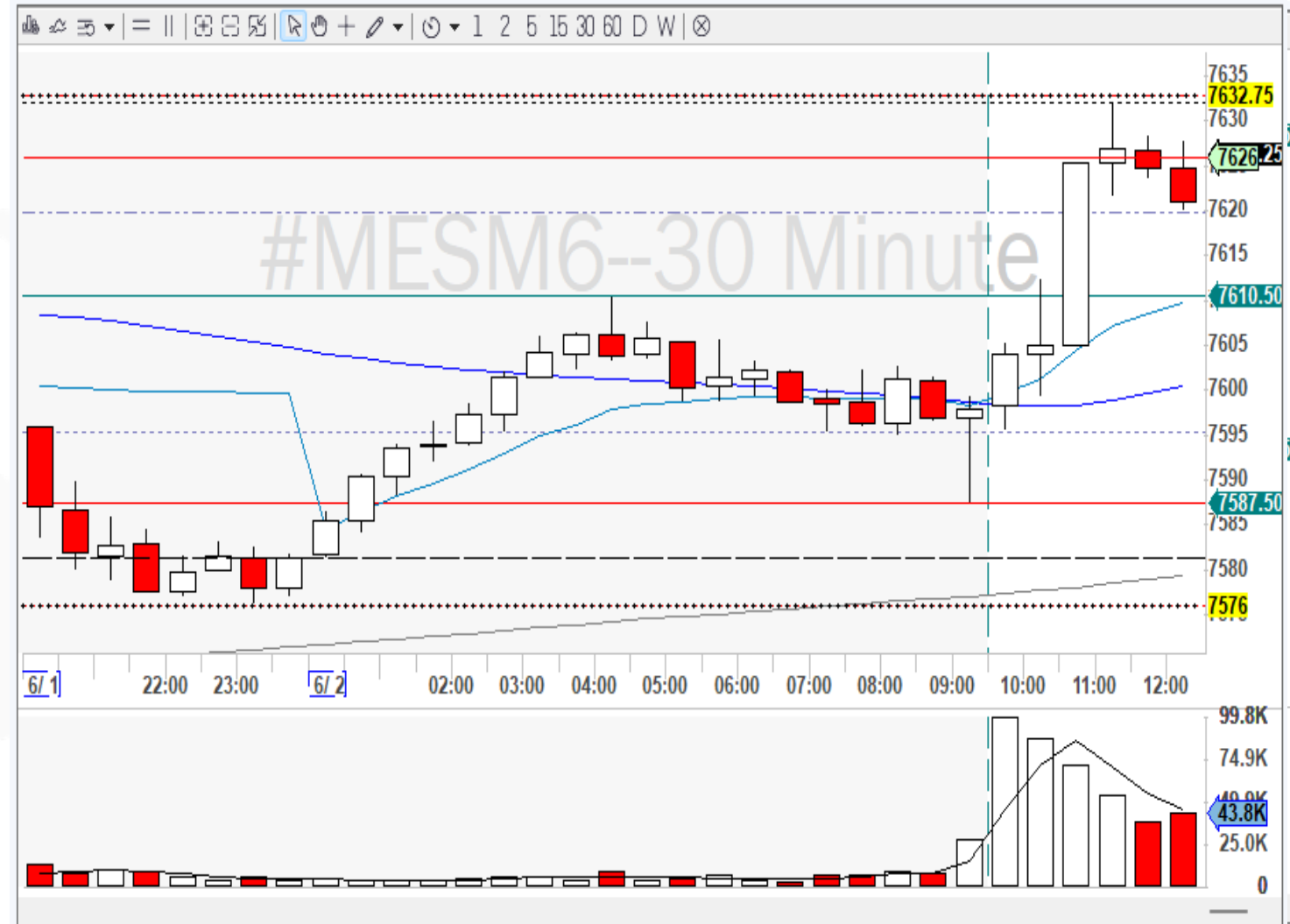
- 50% of the 1st 30 Minute Candle adjusted for nearby levels (A+)
- 100% of the 1st 30 Minute Candle adjusted for nearby levels (A-B)

- **Targets**

- 1st Partial = Level near 2R
- Target = 3R

- **Rules:**

- Move Stop to B/E after Partial



Setup Identification (Short)

KEY FACTORS EXPLAINED

DAILY STRUCTURE

What to Look For



- LH + LL
- Bearish BOS
- Price below key levels
- No major support overhead

Weak structure supports breakdown follow-through.

PREMARKET BIAS

What to Look For



- Expansion = Best for ORB
- Trend Day = Good
- Weakness → Into open
- Bearish overnight trend

Bias sets the tone bias for the session.

DAY CLASSIFICATION

What to Look For (10:00 AM)



- LH + LL = Good
- Bearish BOS = Good
- Price below key open
- Range / Reversal = Avoid

Weak structure supports breakdown follow-through.

SETUP QUALITY

Key Determinants



- Structure Alignment
- Bias Alignment
- Day Type Quality
- OR Behavior
- Volume Confirmation

Higher alignment = Higher probability

30-MIN ORB SHORT SETUP CHECKLIST

- 1 Daily structure is a downtrend (LH + LL)
- 2 Premarket bias is bearish (below PDL / lower range)
- 3 Day classification is Expansion or Trend
- 4 Opening Range (9-30) is well-defined
- 5 Price breaks OR Low
- 6 Breakdown candle closes strongly outside or OR Low
- 7 Volume is above average on the breakdown
- 8 No immediate large wick rejection back into OR

KEY RULE: The best ORB shorts come from A- and A setups. Be selective. Let the market show you direction.

ORB SHORT SETUP GUIDE

Aggressive Entry (A+ / A)
Enter on breakdown below OR Low with strong close and volume.

Confirmation Entry (A / B+)
Enter on breakdown + retest of OR Low or next candle continuation.

Avoid (C / D)
Do not trade if conditions are not aligned. Wait for a better setup.










REMEMBER: ORB is not a trade by itself. It is a setup that the RIGHT market environment to succeed.

FOCUS: Structure. Bias. Day Type. Execution.




Setup Identification (Short)

DAILY MARKET STRUCTURE (Higher Timeframe)	PREMARKET BIAS (Overnight & Open)	DAY CLASSIFICATION (10:00 AM Analysis)	SETUP QUALITY	TRADE ACTION	NOTES
 <p>DOWNTREND LH + LL Structure</p> <ul style="list-style-type: none">• LH + LL Structure• Recent Bearish BOS• No Major Support Nearby	 <p>BEARISH</p> <ul style="list-style-type: none">• Below PDL• Lower 25% of Overnight Range• Weakness into Open• Bearish Overnight Trend	 <p>EXPANSION DAY</p> <ul style="list-style-type: none">• Low Overlap = Yes• Strong Imbalance• Breakouts Holding• Directional Day	<p>A+</p> <p>HIGHEST QUALITY</p>	<p>AGGRESSIVE ORB SHORT</p> <p>High Probability Full Size / High Confidence</p>	<ul style="list-style-type: none">• Ideal ORB short environment• Expect range expansion after OR break• Best probability of trend continuation
















Setup Identification (Short)

DAILY MARKET STRUCTURE (Higher Timeframe)	PREMARKET BIAS (Overnight & Open)	DAY CLASSIFICATION (10:00 AM Analysis)	SETUP QUALITY	TRADE ACTION	NOTES
 <p>DOWNTREND</p> <ul style="list-style-type: none"> • LH + LL Structure • Bearish Structure Intact • Some Support Below 	 <p>BEARISH</p> <ul style="list-style-type: none"> • Below PDL or Lower Half of • Weak or Steady • Bearish Overnight Trend 	 <p>TREND DAY</p> <ul style="list-style-type: none"> • Low Overlap = Yes • Pullback Depth 20–50% • Minimal Failed Breakdowns • Strong Directional Structure 	<p>A</p> <p>VERY GOOD QUALITY</p>	<p>STANDARD ORB SHORT</p> <p><i>Good Probability</i> <i>Standard Size</i></p>	<ul style="list-style-type: none"> • Common scenario • OR break with trend continuation • Manage normally
 <p>DOWNTREND</p> <ul style="list-style-type: none"> • LH + LL Structure • Developing Weakness Intact • Minor Support Below 	 <p>NEUTRAL</p> <ul style="list-style-type: none"> • Middle of Range • Mixed Overnight • No Clear Bias • Balanced Open 	 <p>EXPANSION → BREAKOUT</p> <ul style="list-style-type: none"> • Early Expansion / Breakdown • Then Becomes Orderly • Pullbacks Start Respecting Structure 	<p>B+</p> <p>GOOD / CONDITIONAL</p>	<p>CONDITIONAL ORB SHORT</p> <p><i>Wait for Confirmation</i> <i>Smaller Size</i></p>	<ul style="list-style-type: none"> • Wait for strong 30-Min or OR break & hold • Confirm continuation before full size
 <p>RANGE → DOWNTREND</p> <ul style="list-style-type: none"> • Breaking Out of Balance • Bearish Pressure • No Clear Trend Yet 	 <p>NEUTRAL</p> <ul style="list-style-type: none"> • Middle of Range • Mixed Overnight • No Clear Bias • Balanced Open 	 <p>EXPANSION-DAY BREAKOUT</p> <ul style="list-style-type: none"> • High Overlap Possible Early • Look for Imbalance Break • Needs Strong OR Break to Confirm Day 	<p>B</p> <p>ACCEPTABLE / ADVANCED</p>	<p>ADVANCED SETUP</p> <p><i>Smaller Size</i> <i>Require Confirmation</i></p>	<ul style="list-style-type: none"> • Higher risk, break & hold • Needs strong OR and follow-through





Setup Identification (Short)

DAILY MARKET STRUCTURE (Higher Timeframe)	PREMARKET BIAS (Overnight & Open)	DAY CLASSIFICATION (10:00 AM Analysis)	SETUP QUALITY	TRADE ACTION	NOTES
 <p>UPTREND OR WEAK STRUCTURE</p> <ul style="list-style-type: none">• HH + HL Structure• Bullish BOS• Strong Support Below	 <p>BULLISH</p> <ul style="list-style-type: none">• Above PDH• Upper 25% of Range• Strength into Open• Bullish Overnight Trend	 <p>RANGE DAY OR REVERSAL DAY</p> <ul style="list-style-type: none">• High Overlap• Choppy / Rotational• Many Failed Breakdowns• No Clear Direction	<p>C/D</p> <p>LOW QUALITY / AVOID</p>	<p>AVOID LONGS</p> <p>Do Not Look for ORB Long Setups</p>	<ul style="list-style-type: none">• Conditions do not support upward expansion• High probability of failure

Setup Identification (Short)

30-MIN ORB SHORT DECISION MATRIX FRAMEWORK					
Use this matrix BEFORE looking for 30-Min Opening Range Breakdown (ORB) short setups.					
DAILY MARKET STRUCTURE (Higher Timeframe)	PREMARKET BIAS (Overnight & Open)	DAY CLASSIFICATION (10:00 AM Analysis)	SETUP QUALITY	TRADE ACTION	NOTES
 <p>DOWNTREND</p> <ul style="list-style-type: none"> LH + LL Structure Recent Bearish BOS No Major Support Nearby 	 <p>BEARISH</p> <ul style="list-style-type: none"> Below PDL Lower 25% of Overnight Range Weakness into Open Bearish Overnight Trend 	 <p>EXPANSION DAY</p> <ul style="list-style-type: none"> Low Overlap = Yes Strong Imbalance Breakouts Holding Directional Day 	<p>A+</p> <p>HIGHEST QUALITY</p>	<p>AGGRESSIVE ORB SHORT</p> <p>High Probability</p> <p>Full Size / High Confidence</p>	<ul style="list-style-type: none"> ✓ Ideal ORB short environment ✓ Expect range expansion after OR break ✓ Best probability of trend continuation
 <p>DOWNTREND</p> <ul style="list-style-type: none"> LH + LL Structure Bearish Structure Intact Some Support Below 	 <p>BEARISH</p> <ul style="list-style-type: none"> Below PDL or Near Lower Half of Range Weak or Steady Bias Bearish Overnight Trend 	 <p>TREND DAY</p> <ul style="list-style-type: none"> Low Overlap = Yes Pullback Depth 20–50% Minimal Failed Breakdowns Strong Directional Structure 	<p>A</p> <p>VERY GOOD QUALITY</p>	<p>STANDARD ORB SHORT</p> <p>Good Probability</p> <p>Standard Size</p>	<ul style="list-style-type: none"> ✓ Common scenario ✓ OR break with trend continuation ✓ Manage normally
 <p>DOWNTREND</p> <ul style="list-style-type: none"> LH + LL Structure Developing Weakness Minor Support Below 	 <p>NEUTRAL</p> <ul style="list-style-type: none"> Middle of Range Mixed Overnight No Clear Bias Balanced Open 	 <p>EXPANSION → BREAKOUT</p> <ul style="list-style-type: none"> Early Expansion / Breakdown Then Becomes Orderly Pullbacks Start Respecting Structure 	<p>B+</p> <p>GOOD / CONDITIONAL</p>	<p>CONDITIONAL ORB SHORT</p> <p>Wait for Confirmation</p> <p>Smaller Size</p>	<ul style="list-style-type: none"> ✓ Wait for strong 30-Min OR break & hold ✓ Confirm continuation before full size
 <p>RANGE → DOWNTREND</p> <ul style="list-style-type: none"> Breaking Out of Balance Bearish Pressure No Clear Trend Yet 	 <p>NEUTRAL</p> <ul style="list-style-type: none"> Middle of Range Mixed Overnight No Clear Bias Balanced Open 	 <p>EXPANSION DAY</p> <ul style="list-style-type: none"> High Overlap Possible Early Look for Imbalance Break Needs Strong OR Break to Confirm Day 	<p>B</p> <p>ACCEPTABLE / ADVANCED</p>	<p>ADVANCED SETUP</p> <p>Smaller Size</p> <p>Require Confirmation</p>	<ul style="list-style-type: none"> ✓ Higher risk ✓ Needs strong OR break and follow-through
 <p>UPTREND OR WEAK STRUCTURE</p> <ul style="list-style-type: none"> HH + HL Structure Bullish BOS Strong Support Below 	 <p>BULLISH</p> <ul style="list-style-type: none"> Above PDL Upper 25% of Range Strength into Open Bullish Overnight Trend 	 <p>RANGE DAY OR REVERSAL DAY</p> <ul style="list-style-type: none"> High Overlap Choppy / Rotational Many Failed Breakdowns No Clear Direction 	<p>C / D</p> <p>LOW QUALITY / AVOID</p>	<p>AVOID SHORTS</p> <p>Do Not Look for ORB Short Setups</p>	<ul style="list-style-type: none"> ✗ Conditions do not support downward expansion ✗ High probability of failure.

★ **KEY REMINDER:** Best ORB Shorts Happen in Strong Downtrends with Bearish Bias and Expansion Day Conditions. | Be Patient. Wait for Structure. Trade the Expansion.

KEY FACTORS EXPLAINED				30-MIN ORB SHORT SETUP CHECKLIST				ORB SHORT SETUP GUIDE	
<p>DAILY STRUCTURE</p> <p>What to Look For</p> <ul style="list-style-type: none"> LH + LL Bearish BOS Price below key levels No major support overhead  <p>Weak structure supports breakdown follow-through.</p>	<p>PREMARKET BIAS</p> <p>What to Look For</p> <ul style="list-style-type: none"> Below PDL Lower portion of range Weakness into open Bearish overnight trend  <p>Bias sets the tone for the session.</p>	<p>DAY CLASSIFICATION</p> <p>What to Look For (10:00 AM)</p> <ul style="list-style-type: none"> Expansion = Best for ORB Trend Day = Good Expansion → Trend = Okay Range / Reversal = Avoid  <p>Expansion days provide the fuel for ORB success.</p>	<p>SETUP QUALITY</p> <p>Key Determinants</p> <ul style="list-style-type: none"> Structure Alignment Bias Alignment Day Type Quality OR Behavior Volume Confirmation  <p>Higher alignment = Higher probability.</p>	<ol style="list-style-type: none"> Daily structure is in a downtrend (LH + LL)? Premarket bias is bearish (below PDL / lower range)? Day classification is Expansion or Trend? Opening Range (9:30–10:00) is well-defined? Price breaks below OR Low? Breakdown candle closes strongly outside OR Low? Volume is above average on the breakdown? No immediate large wick rejection back into OR? 	<p>KEY RULE:</p> <p>The best ORB shorts come from A+ and A setups. Be selective. Let the market show you direction.</p>	<p>Aggressive Entry (A+ / A)</p> <p>Enter on breakdown below OR Low with strong close and volume.</p>	<p>Confirmation Entry (A / B+)</p> <p>Enter on breakdown + retest of OR Low or next candle continuation.</p>	<p>Avoid (C / D)</p> <p>Do not trade if conditions are not aligned. Wait for a better setup.</p>	

💡 **REMEMBER:** ORB is not a trade by itself. It is a setup that requires the RIGHT market environment to succeed.

🎯 **FOCUS:** Structure. Bias. Day Type. Execution.

Setup Identification (Short)

- **Timeframe:**
 - 10:30 – Noon ET
- **Indicators:**
 - First 30 Minute candle closes in the direction of Analysis
 - Pullback to a support/resistance level
- **Confirmations:**
 - A second 30 Minute candle closes in the same direction as the first



Trade Execution (Short)

- **Entry**

- Break of the Opening Range Body (A+)
- Break of the Opening Range Wick (A-B)

- **Stop Loss**

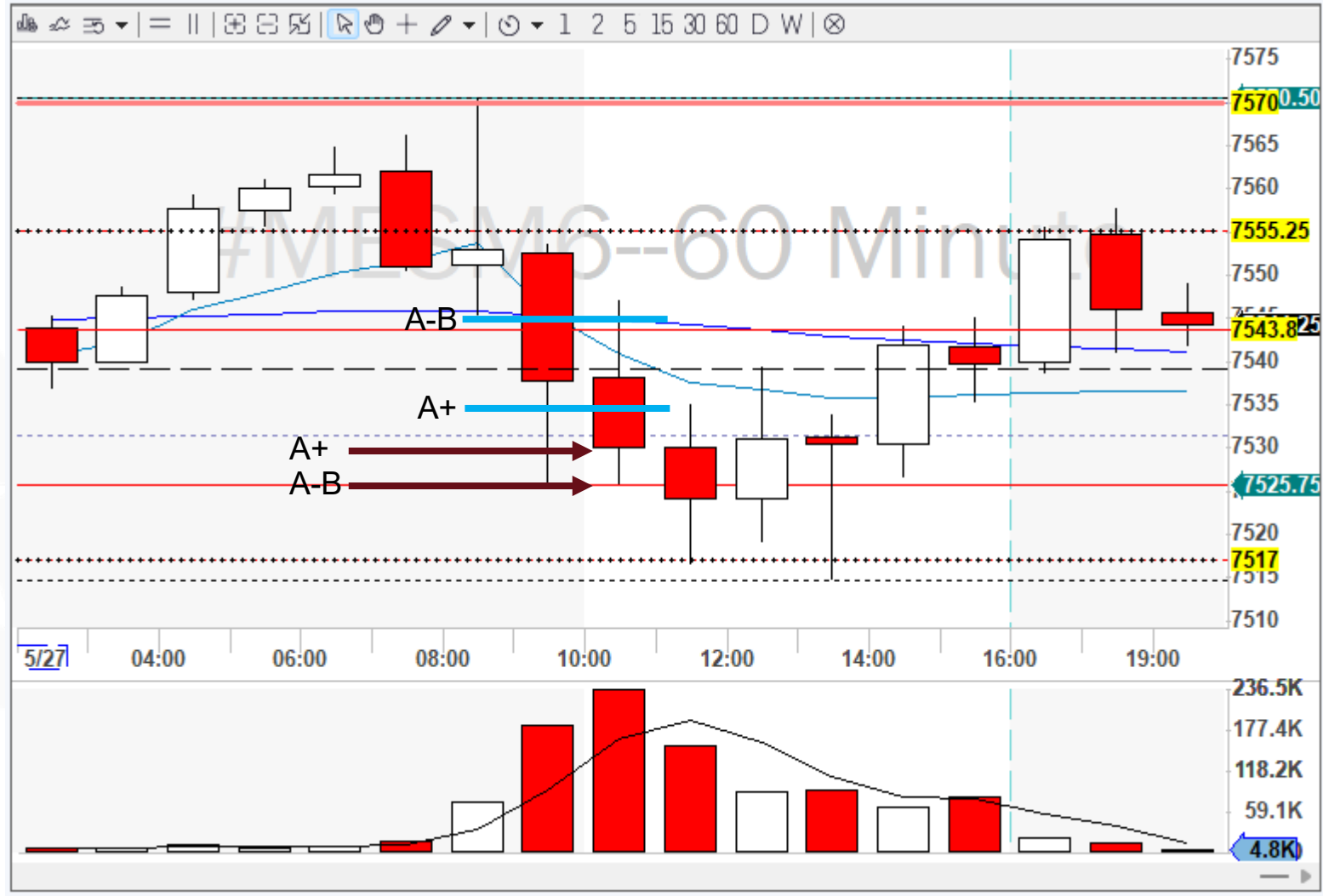
- 50% of the 1st 30 Minute Candle adjusted for nearby levels (A+)
- 100% of the 1st 30 Minute Candle adjusted for nearby levels (A-B)

- **Targets**

- 1st Partial = Level near 2R
- Target = 3R

- **Rules:**

- Move Stop to B/E after Partial



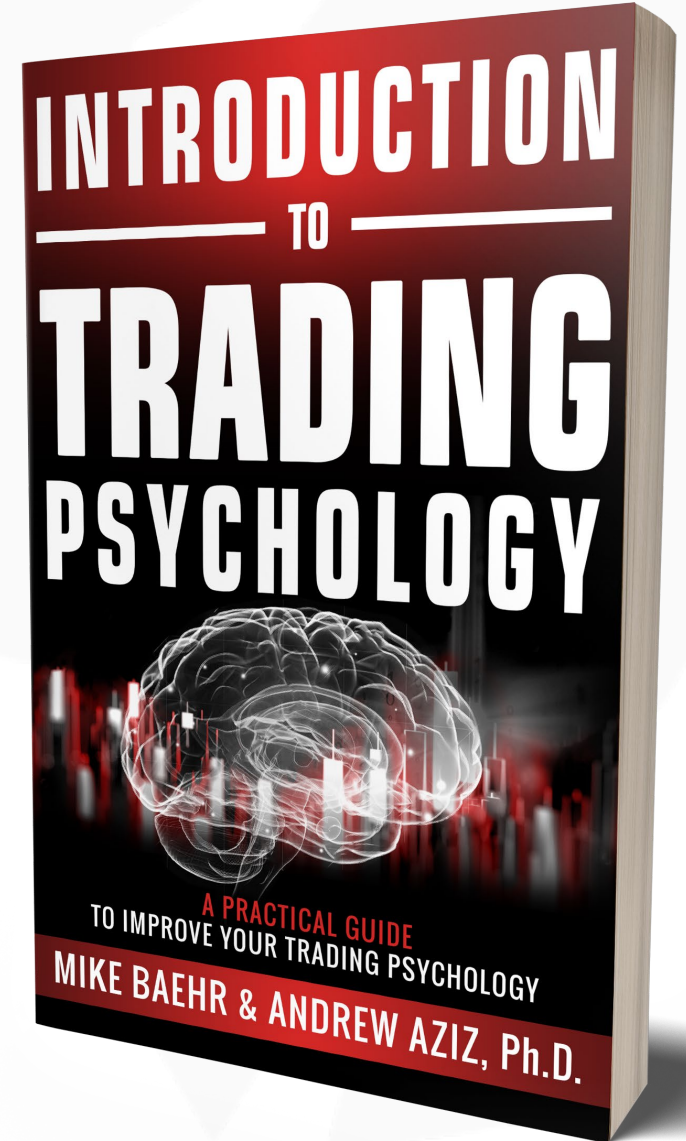
Special Considerations

- **Breaking News Take Precent Over Everything**
- **Do Not Move stop**
- **Futures Move Slow Let The Trade Develop**
- **Understand Tick Values and Risk Management For Sizing**





mike@bearbulltraders.com



DISCLAIMER

BearBullTraders.com employees, contractors, shareholders and affiliates, are **NOT an investment advisory service, a registered investment advisor or a broker-dealer** and does not undertake to advise clients on which securities they should buy or sell for themselves.

You understand that **NO content published as part of the Bear Bull Trading Room and its Website constitutes a recommendation** that any particular investment, security, portfolio of securities, transaction or investment strategy is suitable for any specific person.

You further understand that **none of the creators or providers of our Services or their affiliates will advise you personally** concerning the nature, potential, value or suitability of any particular investment, security, portfolio of securities, transaction, investment strategy or other matter.